

Available in 80 and 120 Gallon Models

- Brass drain valve
- Single element water heater specifically engineered for installation with residential indirect solar systems
- Temperature and pressure relief valve included
- Collector feed and return fittings located at front of tank for convenient installation
- Isolated tank design for better heat retention
- High efficiency stainless steel heating element
- Tank lining resists corrosion and prolongs tank life
- Heat exchanger: copper tubing wrapped around and secured to the tank.


- Double wall, vented design for positive leak detection
- Cold water dip tube brings cold water to tank bottom to prevent mixing with heated water
- Anode rod equalizes aggressive water action for prolonged tank life
- Cold water inlet, hot water outlet, relief valve and anode rod at top of tank for easy access and fast, economical installation
- Automatic temperature control
- Over temperature protector



DESCRIPTION				ROUGHING IN DIMENSIONS (SHOWN IN INCHES)			ENERGY INFORMATION
T Y P E	GAL. CAP.	MODEL NUMBER	ELEMENT WATTAGE UPPER	HEIGHT A	DIAMETER B	APPROX. SHIP WT. (LBS.)	APPROX. R. FACTOR
	80	SU80HE-1	4500 W	58-3/4	24-1/2	222	R-17.3
	120	SU120HE-1	4500 W	62	28-1/4	380	R-17.3

- * Heaters furnished with standard 240 volt AC, single phase non-simultaneous wiring and 4500 watt heating element.
- To prevent corrosion, proper pH levels in transfer fluid must be maintained.
- SunEarth models meet all current state requirements for solar storage tanks.
- The tanks are designed to operate up to 150 PSI.

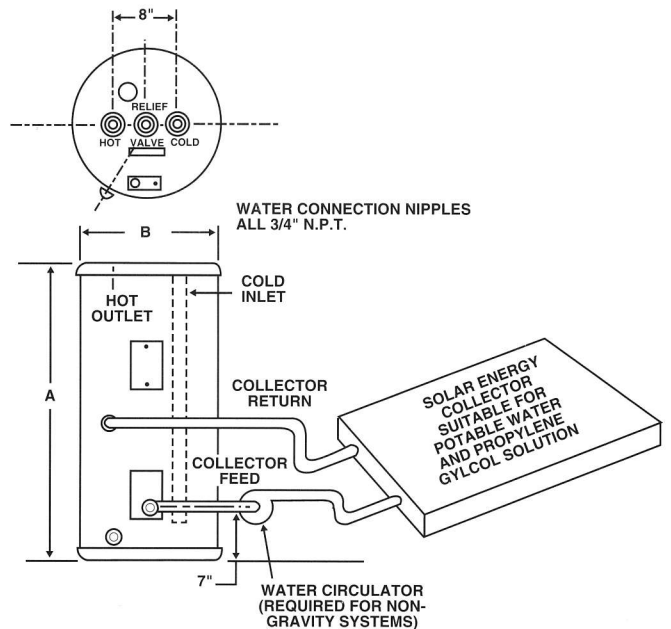
A special 1/2" NPT opening is provided for installation of a "probe type" thermostat or sensor.




COPPER COIL DATA (Type L Copper)
Maximum pressure = 150 PSI
Maximum temperature = 185° F
Tube I.D. = 5/8"

Solaraide HE Tank Capacity	Coil Capacity Gallons	Length of Tubing Around Tank (Ft)
80 Gallons	2.2	120
120 Gallons	2.6	143

PRESSURE DROP THROUGH COIL (Feet of H ₂ O)		
Flow Rate	Head Loss (Feet)	
	80 Gallon	120 Gallon
1 GPM	1.3	1.6
2 GPM	4.8	5.7
3 GPM	10.0	12.0





Available in 80 and 120 Gallon Side Connect and Top Connect Models


- Brass drain valve
- Single element water heater specially engineered for installation with residential direct solar systems
- Special threaded stud located near the outlet for attachment of tank sensor
- Temperature and pressure relief valve included
- Side and top connect models available
- Isolated tank design for better heat retention
- High efficiency stainless steel heating element
- Tank lining resists corrosion and prolongs tank life
- Cold water dip tube brings cold water to tank bottom to prevent mixing with heated water
- Anode rod equalizes aggressive water action for prolonged tank life
- Cold water inlet, hot water outlet, relief valve and anode rod at top of tank for easy access and fast, economical installation
- Automatic temperature control
- Over temperature protector



DESCRIPTION				ROUGHING IN DIMENSIONS (SHOWN IN INCHES)			ENERGY INFORMATION
T Y P E	GAL. CAP.	MODEL NUMBER	ELEMENT WATTAGE UPPER	HEIGHT A	DIAMETER B	APPROX. SHIP WT. (LBS.)	APPROX. R- FACTOR
SIDE CONNECT							
T A L L	80	SU80-1	4500 W	58-3/4	24-1/2	192	R-17.3
	120	SU120-1	4500 W	62	28-1/4	336	R-16.7
TOP CONNECT							
T A L L	80	SU80TC-1	4500 W	58-3/4	24-1/2	192	R-17.3
	120	SU120TC-1	4500 W	62	28-1/4	336	R-16.7

- * Heaters furnished with standard 240 volt AC, single phase non-simultaneous wiring and 4500 watt heating element.
- SunEarth models meet all current requirements for solar storage tanks.
- The tanks are designed to operate up to 150 PSI.

SIDE CONNECT
Raised 7" from the bottom, the outlet to the solar collector panel helps prevent scale and sediment from entering and circulating through the solar system.

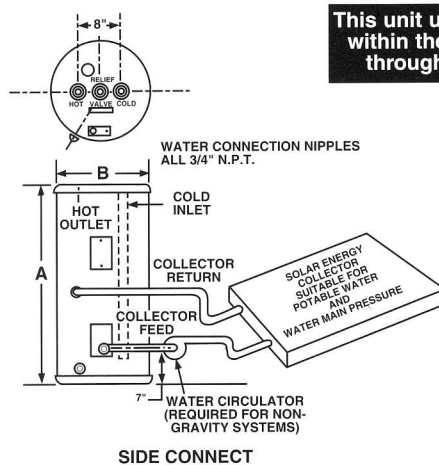


A special threaded stud is also welded to the tank near the outlet for attachment of tank sensors.

TOP CONNECT
A special threaded stud is also welded to the tank behind the lower cavity opening. Low voltage sensor wire is run from this point inside the jacket and out the top for easy control connection.



These units are designed to meet or exceed ANSI (American National Standards Institute) requirements and have been tested according to D.O.E. test procedures and meet or exceed the energy efficiency requirements of NAECA, ASHRAE standard 90, ICC Code and all state energy efficiency performance criteria for energy consuming appliances.



This unit uses the potable water within the tank for circulation through the solar system.

